

Report No.: 62.06215 OPAL Tracklight

Test Time: 2023-07-08 10:48

Luminaire Property

Luminaire Category: Citizen 1203 3000K CRI90

Luminaire Description: 52D

Current: 0.162 A

Power Factor: 0.454

Voltage: 207.1 V

Power: 15.40 W

Photometric Results

CIE Class: Direct

Measurement Flux: 1174.7 lm

Downward Ratio: 100%

Horizontal Diffuse Angle(50%): H52

Vertical Diffuse Angle(50%): V52

Luminaire Efficacy Rating (LER): 76

Max. Intensity: 1537.74 cd

Total Rated Lamp Lumens: 1174.7 lm


Efficiency: 100%

Upward Ratio: 0%

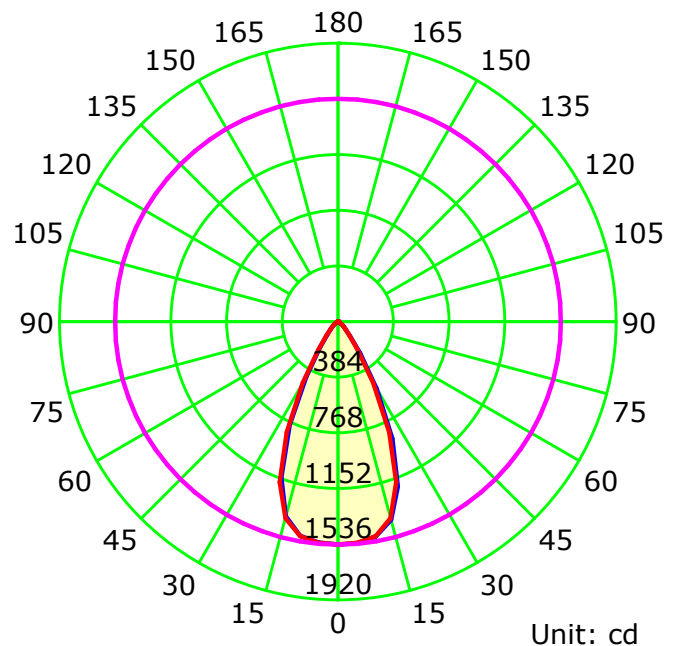
Central Intensity: 1537.74 cd

Pos of Max. Intensity: H0 V0

Picture Of Luminaire



Luminous Intensity Distribution Curve



— C0-C180 — C90-C270 — G0

C Plane (°):0.0-180.0: 180.0

Test Lab:

Test Type: TYPE C

Temperature:

Operator:

Gamma Plane (°):0.0-90.0:5.0

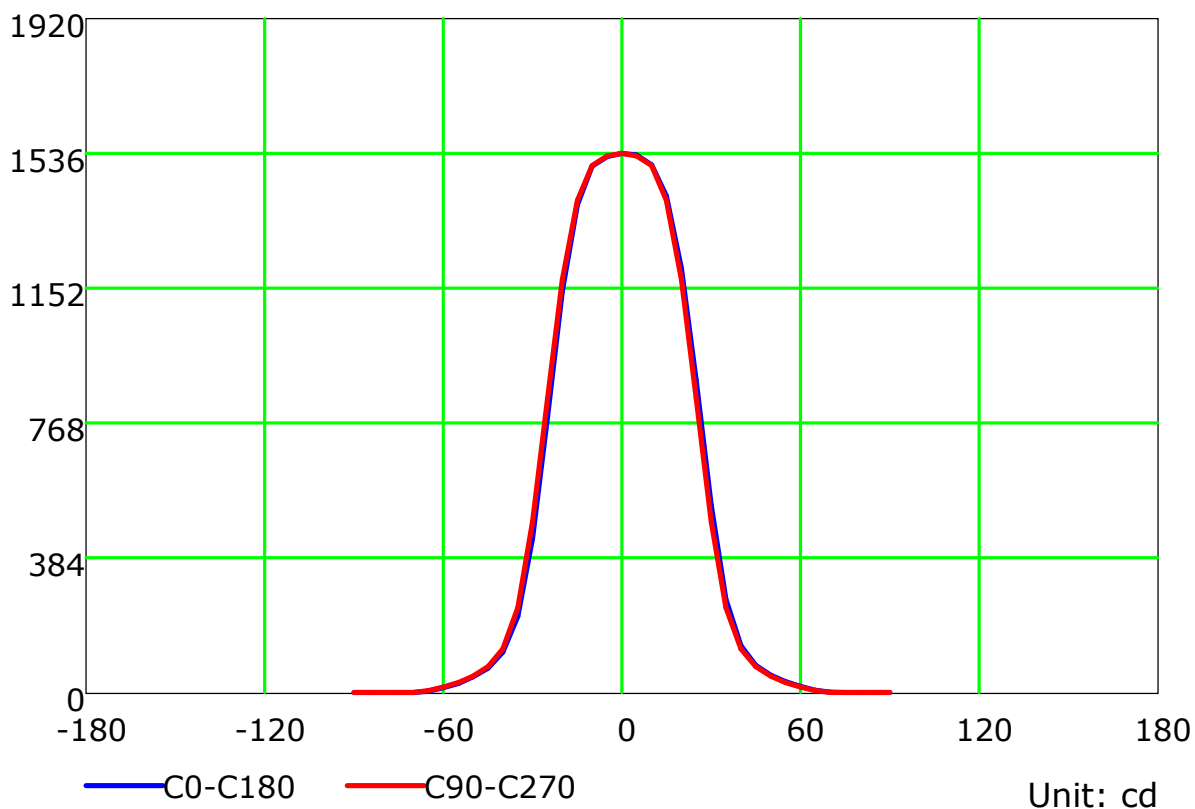
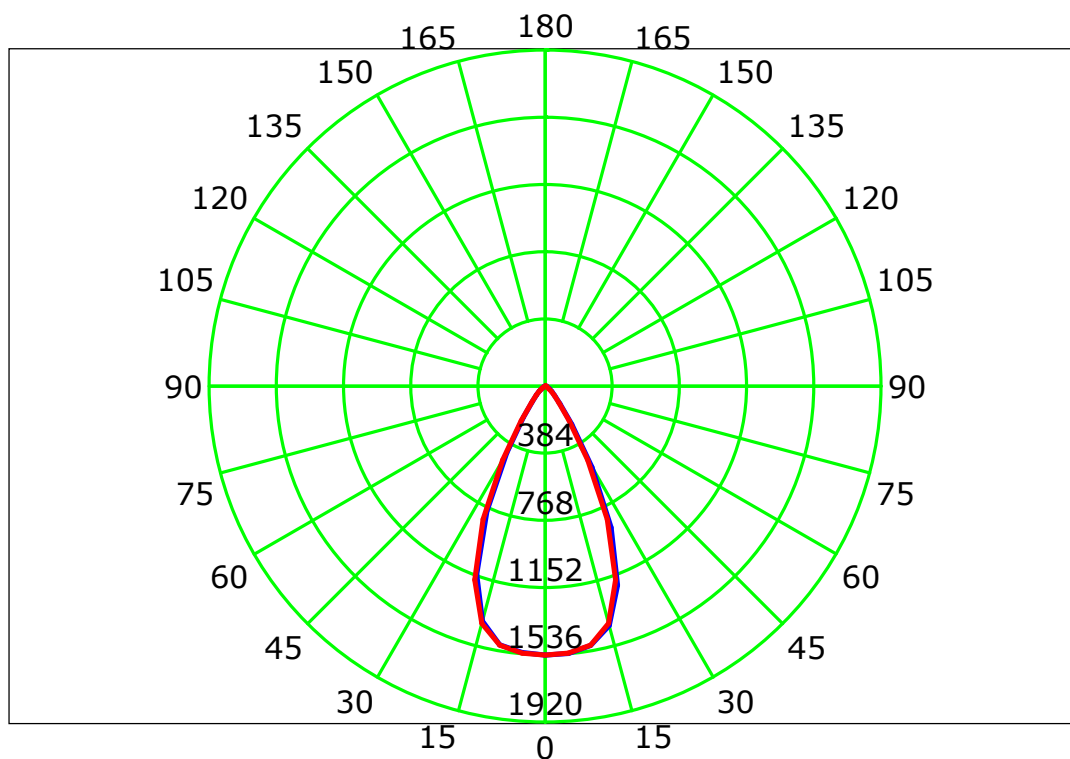
Test Device: CHL-6E

Distance: 3.000 m

Humidity:

Inspector:

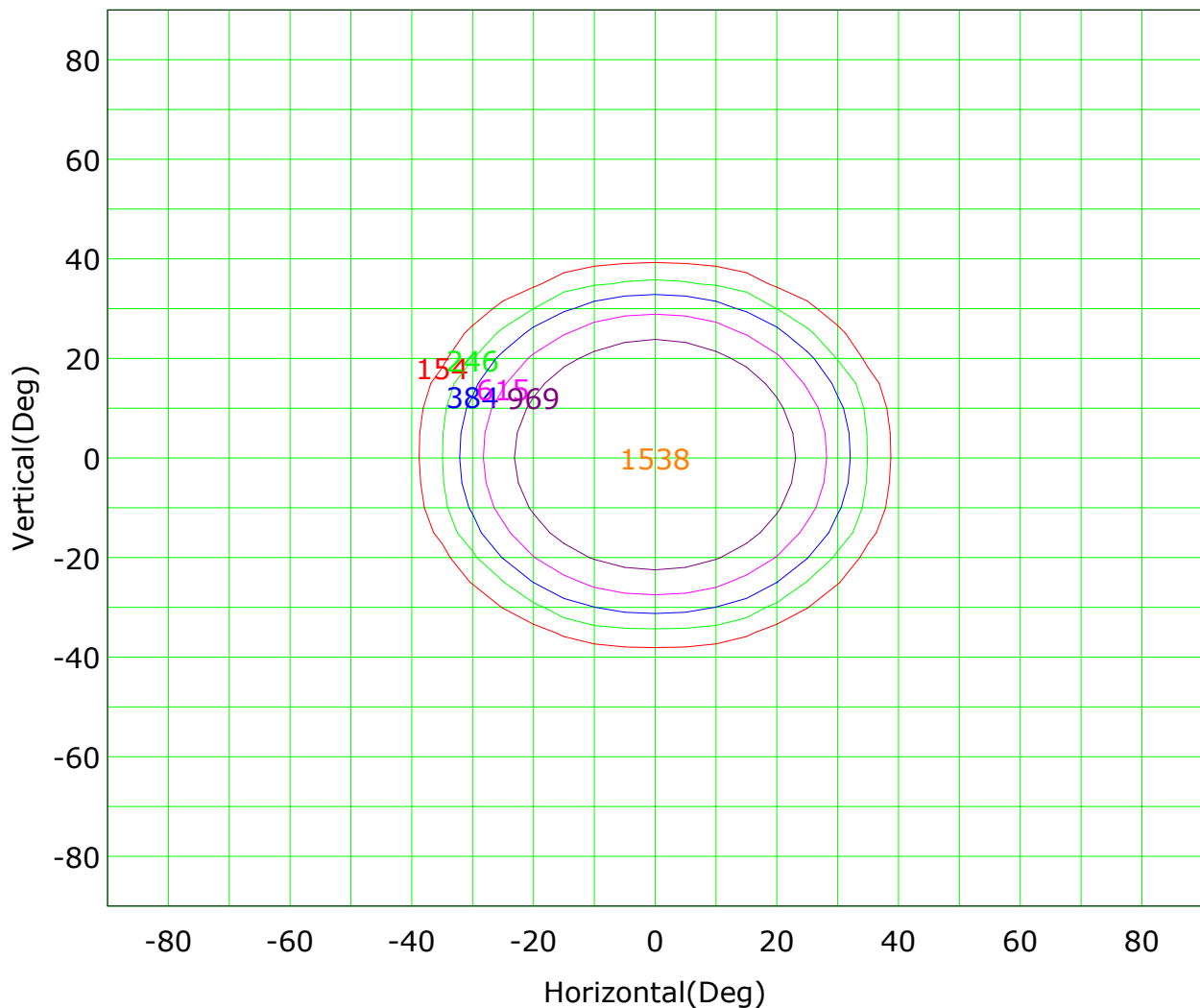
Luminous Intensity Distribution Curve



C Plane (°):0.0-180.0: 180.0
Test Lab:
Test Type: TYPE C
Temperature:
Operator:

Gamma Plane (°):0.0-90.0:5.0
Test Device: CHL-6E
Distance: 3.000 m
Humidity:
Inspector:

Isocandela (rectangle)



Imax (100%): 1538 cd

(10%): 154 cd	(16%): 246 cd
(25%): 384 cd	(40%): 615 cd
(63%): 969 cd	(100%): 1538 cd

C Plane (°):0.0-180.0: 180.0

Test Lab:

Test Type: TYPE C

Temperature:

Operator:

Gamma Plane (°):0.0-90.0:5.0

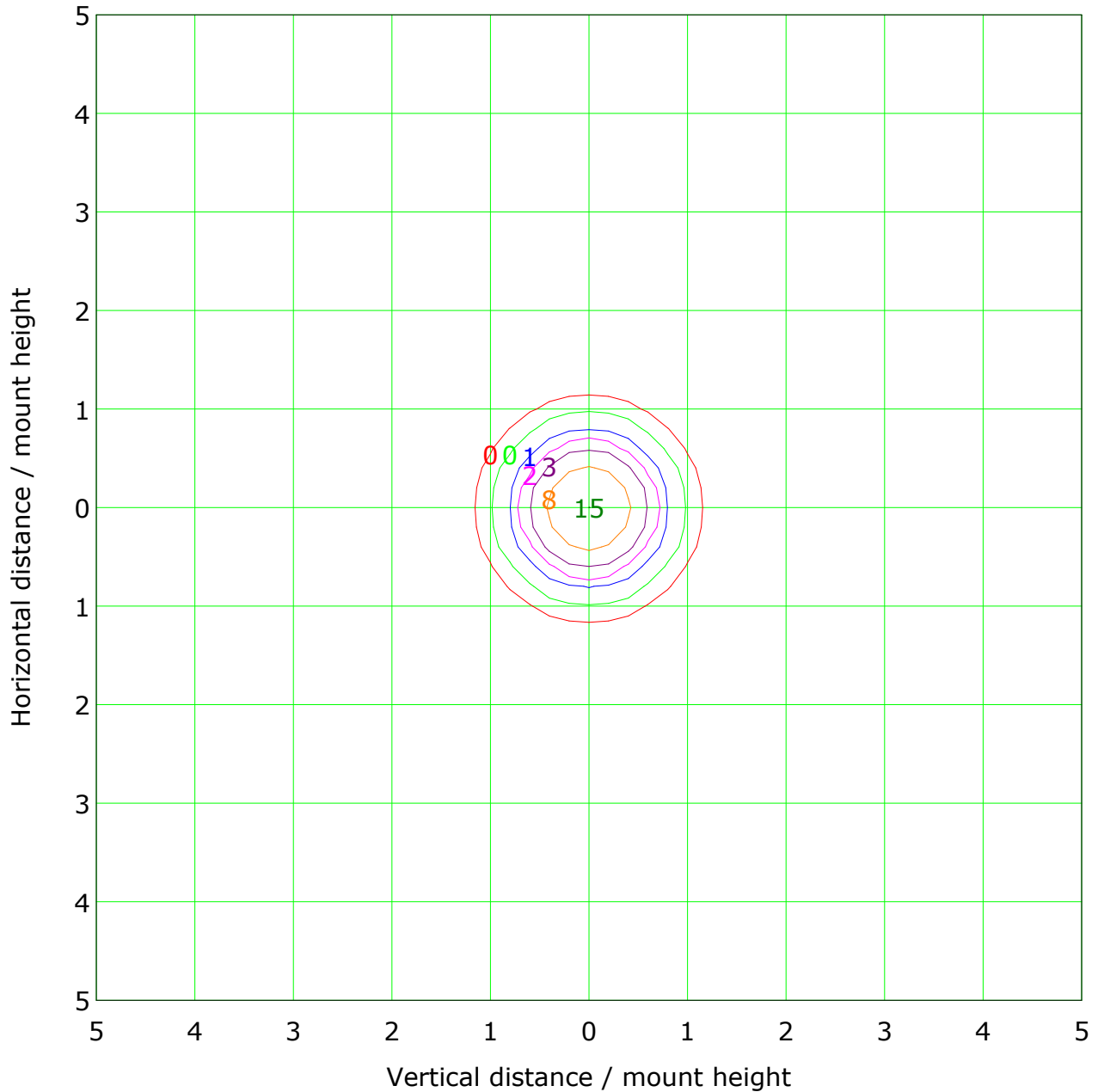
Test Device: CHL-6E

Distance: 3.000 m

Humidity:

Inspector:

IsoLux Plot

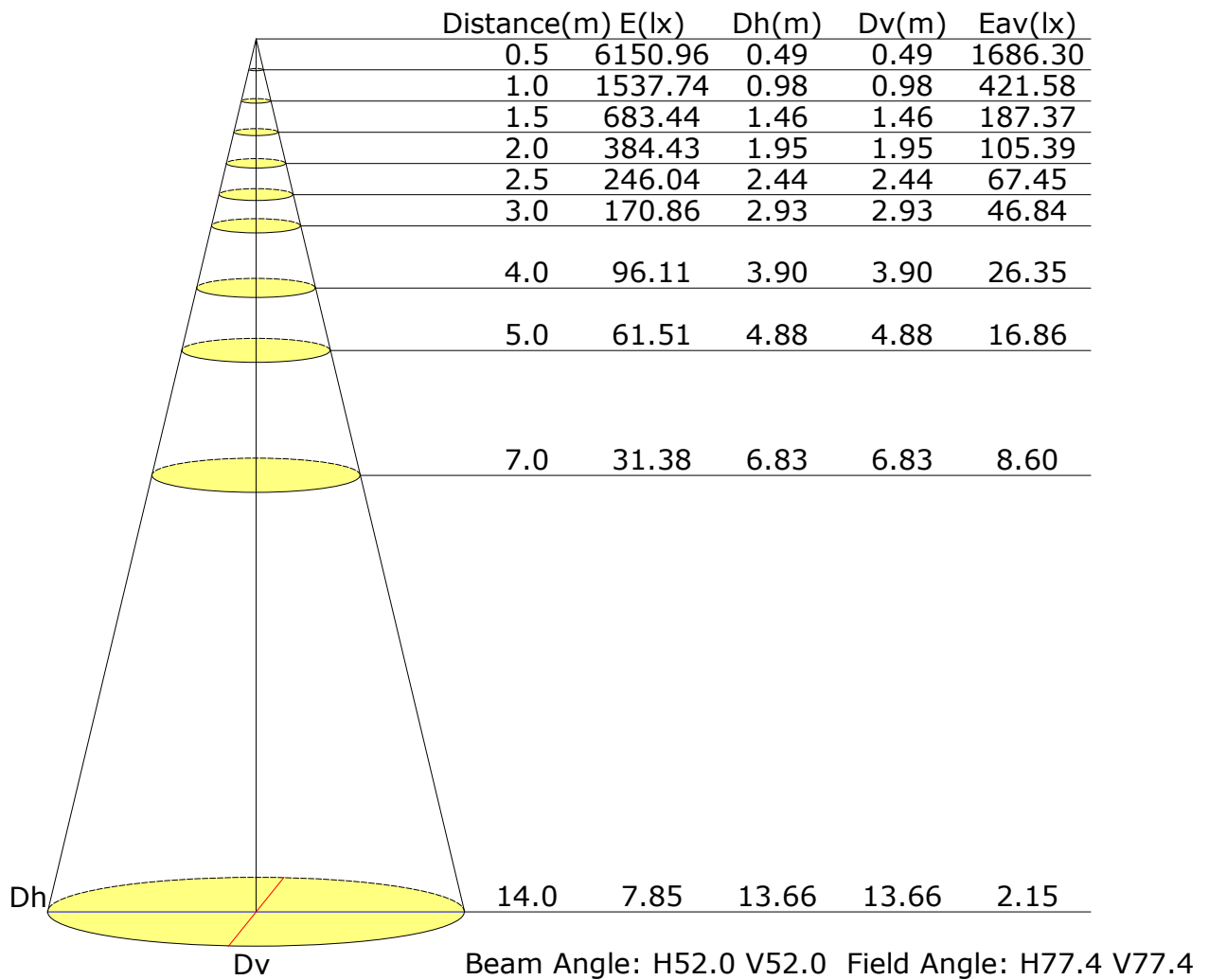


Mounting Height: 10m Max Lux(100%): 15 lx			
(1%):	0 lx	(2%):	0 lx
(5%):	1 lx	(10%):	2 lx
(20%):	3 lx	(50%):	8 lx
(100%):	15 lx		

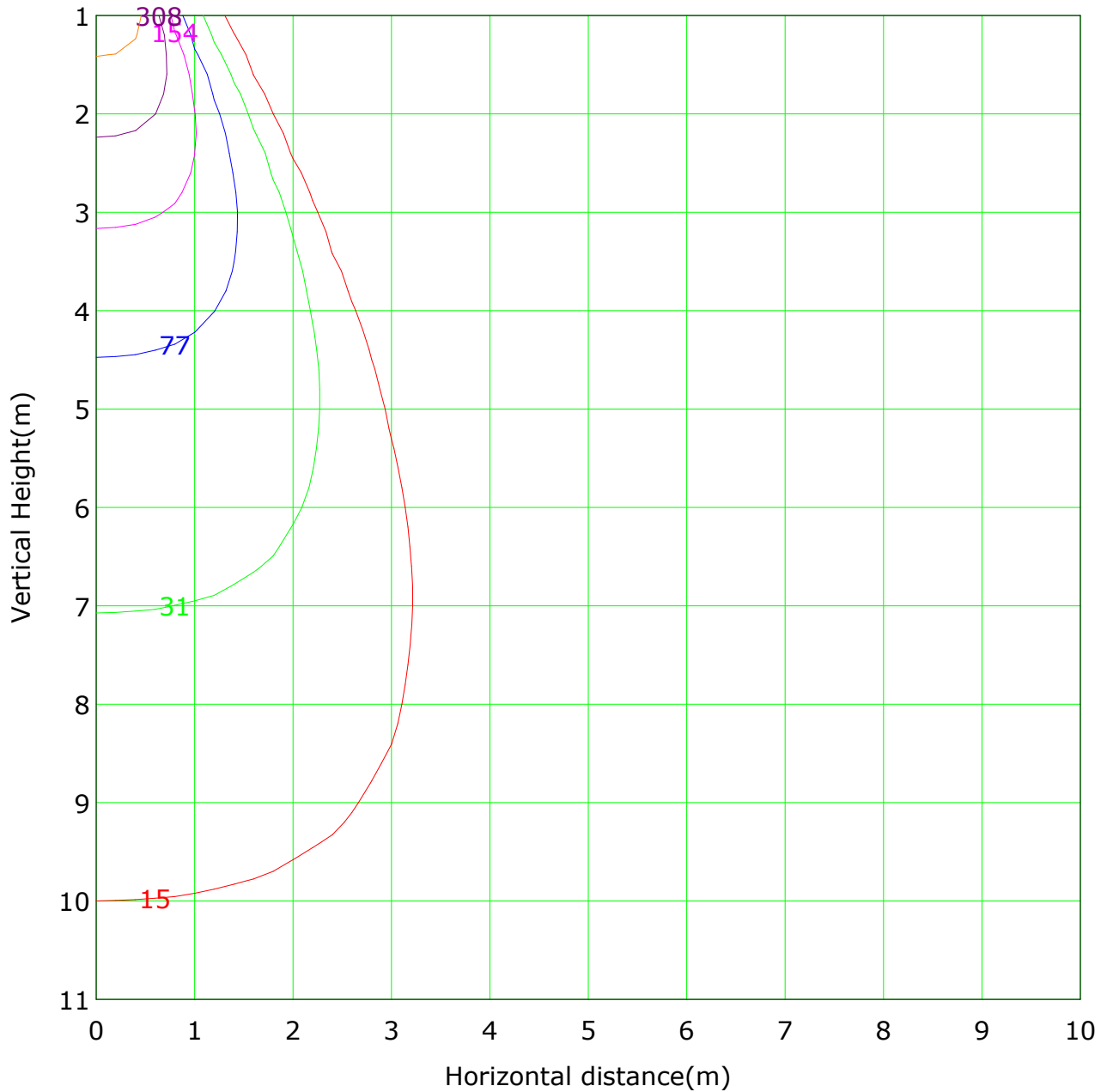
C Plane (°):0.0-180.0: 180.0
Test Lab:
Test Type: TYPE C
Temperature:
Operator:

Gamma Plane (°):0.0-90.0:5.0
Test Device: CHL-6E
Distance: 3.000 m
Humidity:
Inspector:

Illuminance at a Distance



Vertical IsoLux Plot



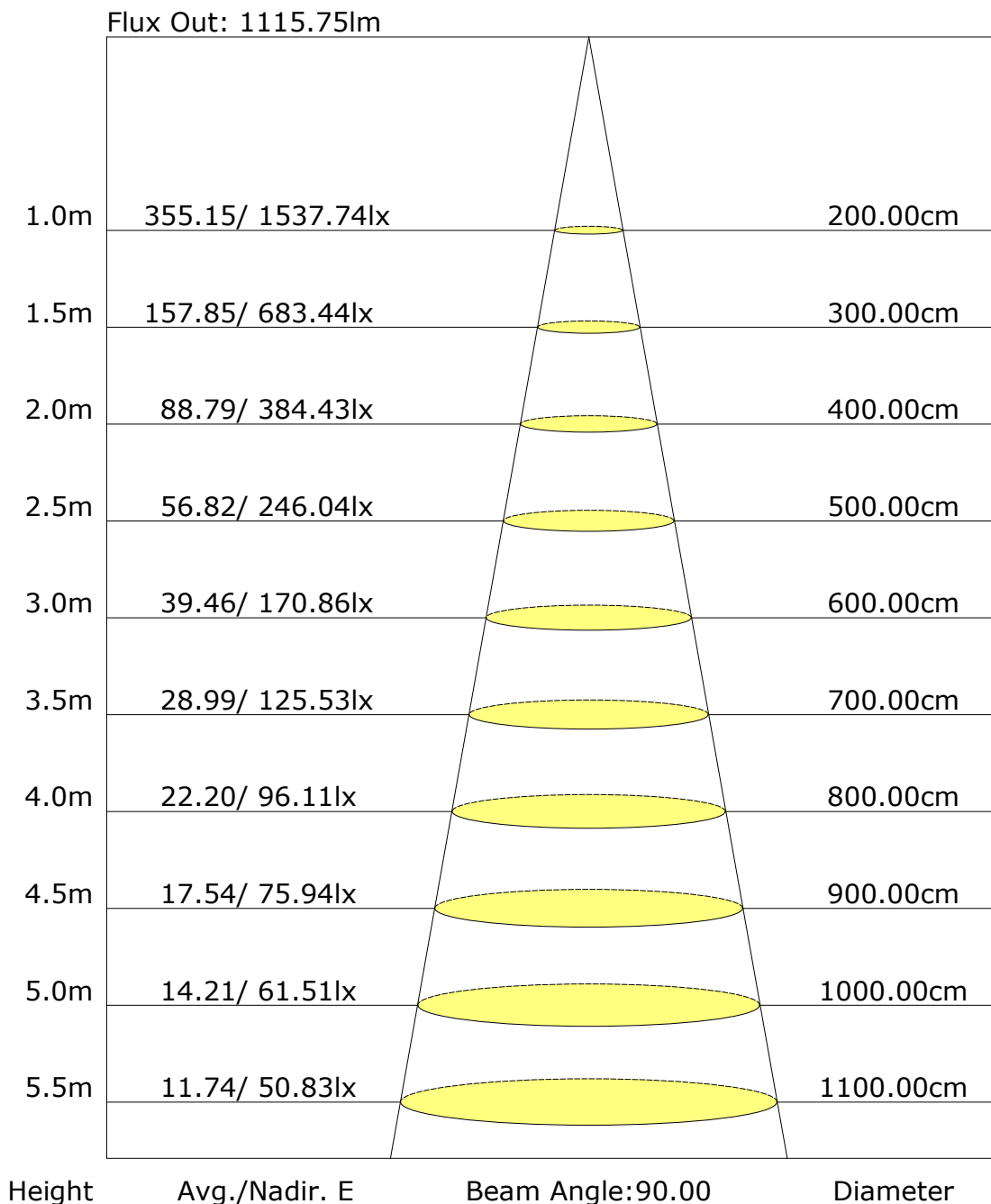
Lowest(m): 1m Highest(m): 11 Max Lux: 1538

(1%): 15 lx	(2%): 31 lx
(5%): 77 lx	(10%): 154 lx
(20%): 308 lx	(50%): 769 lx
(100%): 1538 lx	

C Plane (°):0.0-180.0: 180.0
Test Lab:
Test Type: TYPE C
Temperature:
Operator:

Gamma Plane (°):0.0-90.0:5.0
Test Device: CHL-6E
Distance: 3.000 m
Humidity:
Inspector:

The average illuminance effective figure



C Plane (°): 0.0-180.0: 180.0
Test Lab:
Test Type: TYPE C
Temperature:
Operator:

Gamma Plane (°): 0.0-90.0: 5.0
Test Device: CHL-6E
Distance: 3.000 m
Humidity:
Inspector:

Zonal Lumen

[illegible]

Inspector:

Candlepower Table

Unit: cd

[illegible]

C Plane (°):0.0-180.0: 180.0

Test Lab:

Test Type: TYPE C

Temperature:

Operator:

Gamma Plane (°):0.0-90.0:5.0

Test Device: CHL-6E

Distance: 3.000 m

Humidity:

Inspector: